

AKRAM Phase cut /Triac/0/1-10V 5in1 dimmable driver-PWM output 200W



■Features

- Output constant voltage
- UL, cUL listed, Class P, Type HL
- Universal AC input: 110-277VAC
- Power Factor: up to 0.98
- High efficiency : up to 86%
- Dimming range: 0-100%
- Load: 10-100%
- Protection:short circuit/over loading/ Over temperature
- PWM output, does not change the color index
- Full protection aluminum housing, for dry, damp, wet location
- Flicker-free
- Compatible with Forward phase, Reverse phase, Triac, MLV, ELV Dimmers,0/1-10VDimmers,Multifunction.
- Cooling by free air convection
- Suitable for LED lighting and moving sign applications



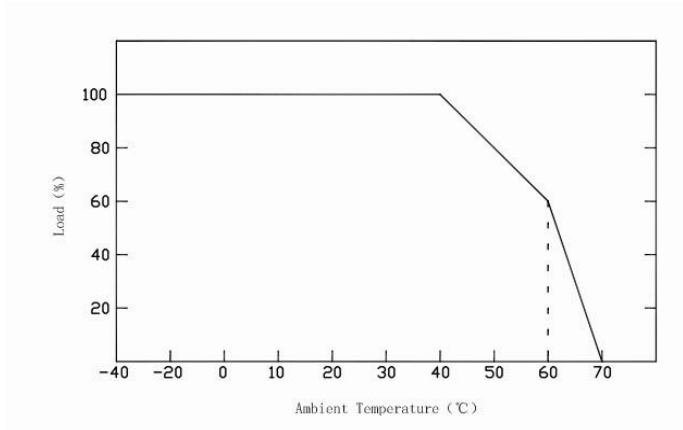
■Specification

Model	SL-TR-DEM200W-24V	SL-TR-DEM200W-24V	
Certificates	FCC UL cUL	FCC UL cUL	
Output	DC Voltage	12V	
	Rated Current	16.66A	
	Rated Power	200W	
	Voltage Tolerance	±0.5V	
	Voltage Regulation	±0.5%	
	Load Regulation	±2%	±1%
Input	Voltage Range	110-277VAC	
	Frequency Range	47-63HZ	
	Power Factor (Typ.) @ full load	0.98@120VAC 0.97@277VAC	0.98@120VAC 0.95@277VAC
	THD (Typ.) @ full load	<20%	
	Efficiency (Typ.) @ full load	83%	86%
	AC Current (Max.)	2.3A@110VAC	
	Inrush Current (Typ.)	15A, 50%, 1.4ms	
	Leakage current	<0.50mA	
Protection	Short Circuit	shut down o/p voltage, re-power on to recover after fault condition is removed	
	Over Loading	≤120% constant current limiting, auto-recovery	
	Over temperature	100°C±10°C shut down o/p voltage, automatically recover after cooling.	
Environment	Working TEMP.	-40~+60°C (see below derating curve)	
	Working Humidity	20~90% RH, non-condensing	
	Storage TEMP. Humidity	-40~+80°C, 10~95%RH	
	TEMP .coefficient	±0.03%/°C (0~50°C)	
	Vibration	10~500Hz, 5G 10min./1 cycle,period for 60min. each along X,Y,Z axes	
Safety& EMC	Safety standards	UL8750	
	Withstand voltage	I/P-O/P:3.75KVAC	
	Isolation resistance	I/P-O/P:100MΩ/500VDC/25°C/70%RH	
	EMC EMISSION	FCC Part 15 B	
others	Net. Weight	1.8Kg	
	Size	260*103*46mm (L*W*H)	
	packing	10PCS/CTN	

Notes

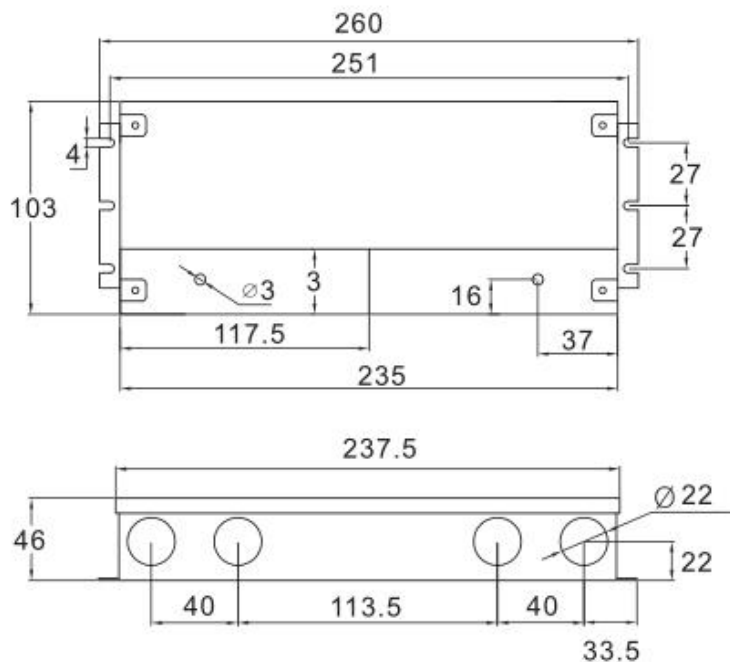
1. All parameters if NOT specially mentioned are measured at 120VAC input , rated load and 25°C of ambient temperature.
2. To extend the driver's using life ,please reduce the loading at lower input voltage.

Derating Curve



※To extend their life, please refer to the Derating Curve and derate according to the temperature.

Mechanical Specification1: (Application:Triac/Phase)



Unite: mm

Tolerance:P 0.5-2mm

※ Input wire 18AWG Black and White to be connected to AC L and N ,Green wire go ground,

※Output wire 14AWG Red to LED Positive side (+) , Black to LED Negative side (-).

※Signal Rubber 18AWG, Blue is (DIM+) ,White is (DIM-)

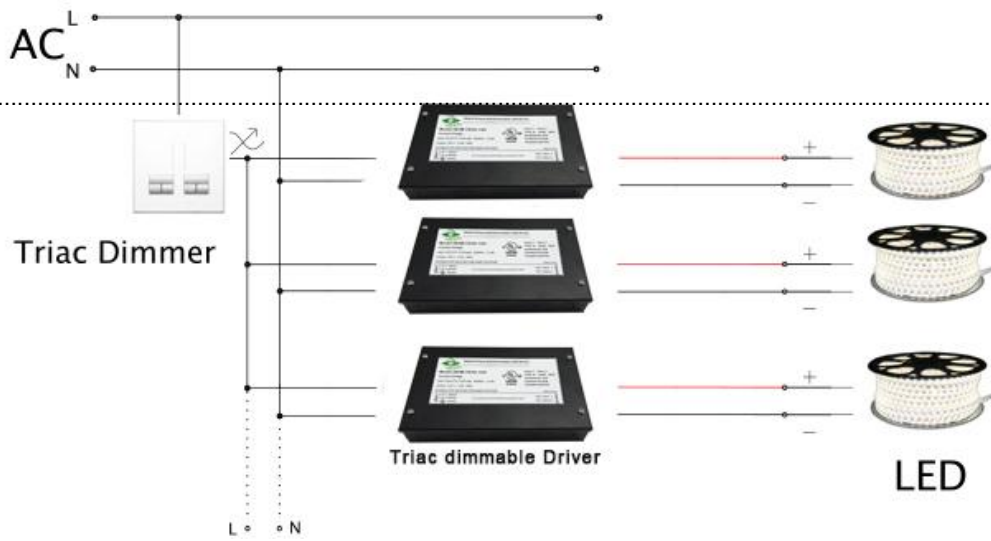
Dimming Operation

※The Pulse-Width Modulation (PWM) of output voltage can be adjusted through input terminal of the AC phase line(L) by connection a phase/triac dimmer.

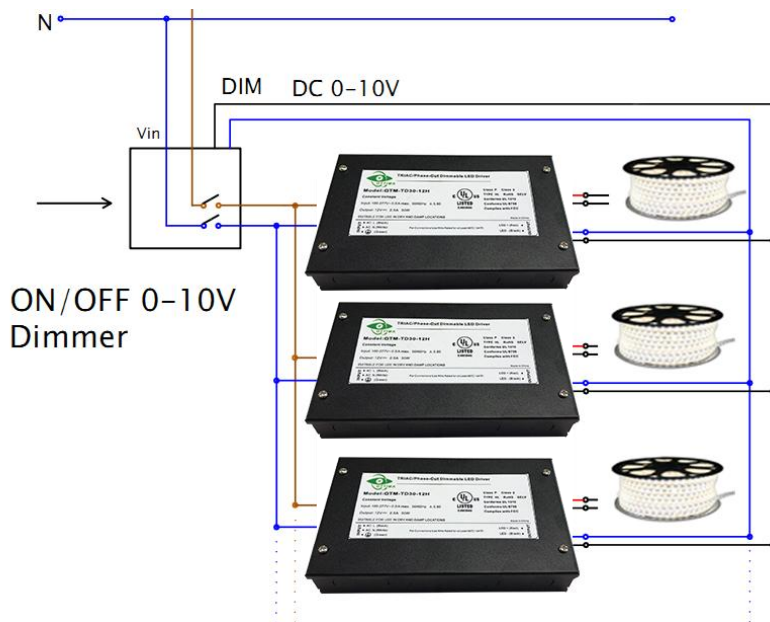
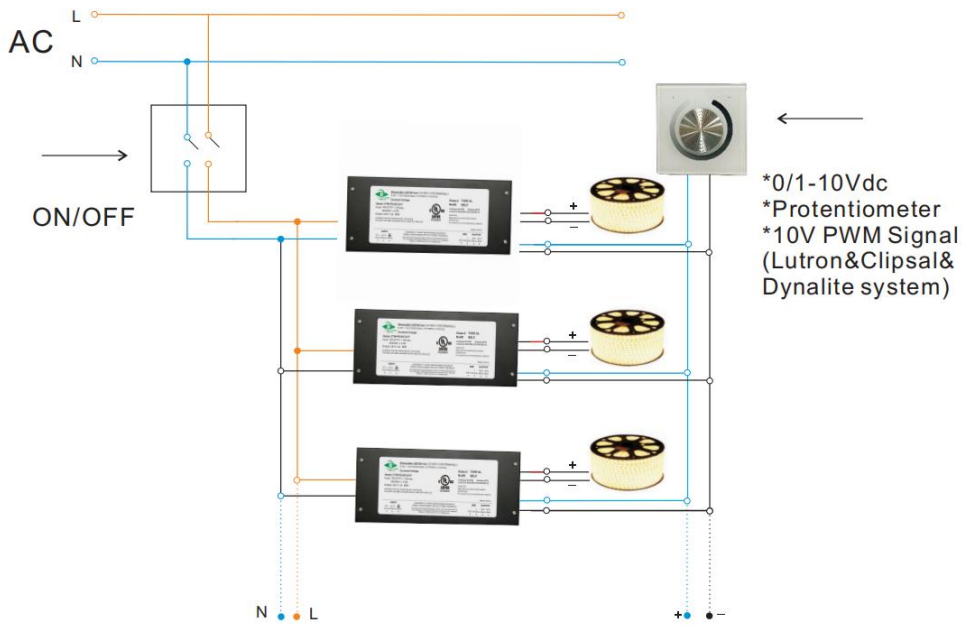
※Usually matching with Forward phase , leading edge , Magnetic low voltage, triac dimmers, or Reverse phase, trailing edge ,Electric low voltage Dimmers.

※Please try to use dimmers with power at least 1.5 times as the output power of the driver.

■ Connecting Diagram



AKRAM Phase cut /Triac/0/1-10V 5in1 dimmable driver-PWM output 200W



■ Instruction:

- 1)This driver should be installed by qualified and professional person;
- 2)Please make sure the driver is installed with adequate ventilation around it to allow for heat dissipation.
- 3)Ensure that wiring is correct before test in order to avoid light and power supply damage;
- 4)If driver Cannot work normally, don't maintain privately; Have any question, please contact us.