

### ■Features

- Output constant voltage
- UL, cUL listed, Class P, Type HL
- Universal AC input: 110-277VAC
- Power Factor: up to 0.99
- High efficiency : up to 88%
- Dimming range: 0-100%
- Load: 10-100%
- Protection:short circuit/over loading/ Over temperature
- PWM output, does not change the color index
- Full protection aluminum housing, for dry, damp, wet location
- Flicker-free
- Compatible with Forward phase, Reverse phase, Triac, MLV, ELV Dimmers,0/1-10VDimmers,Multifunction.
- Cooling by free air convection
- Suitable for LED lighting and moving sign applications

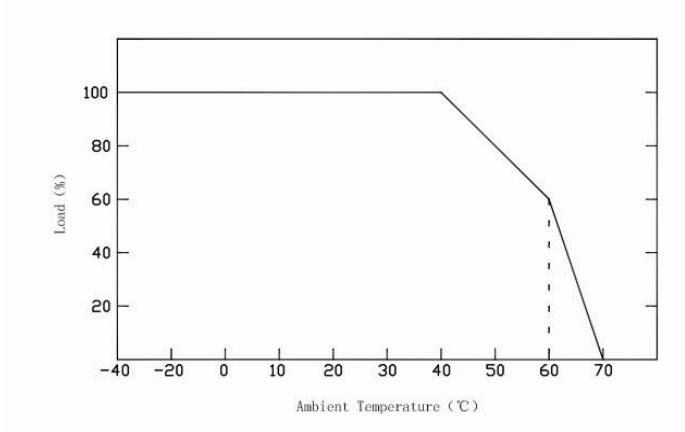


### ■Specification

Model		SL-TR-DEM300W-12V	SL-TR-DEM300W-24V
Certificates		FCC UL cUL	FCC UL cUL
Output	DC Voltage	12V	24V
	Rated Current	25A	12.5A
	Rated Power	300W	
	Voltage Tolerance	±0.5V	
	Voltage Regulation	±0.5%	
	Load Regulation	±2%	±1%
Input	Voltage Range	110-277VAC	
	Frequency Range	47-63HZ	
	Power Factor (Typ.) @ full load	0.99@120VAC 0.97@277VAC	0.99@120VAC 0.97@277VAC
	THD (Typ.) @ full load	<20%	
	Efficiency (Typ.) @ full load	86%	88%
	AC Current (Max.)	3.4A@110VAC	
	Inrush Current (Typ.)	20A, 50%, 1.9ms	
	Leakage current	<0.50mA	
Protection	Short Circuit	shut down o/p voltage, re-power on to recover after fault condition is removed	
	Over Loading	≤120% Hiccup mode,recovers automatically after fault condition is removed	
	Over temperature	100°C±10°C shut down o/p voltage, automatically recover after cooling.	
Environment	Working TEMP.	-40~+60°C (see below derating curve)	
	Working Humidity	20~90% RH, non-condensing	
	Storage TEMP. Humidity	-40~+80°C, 10~95%RH	
	TEMP .coefficient	±0.03%/°C (0~50°C)	
	Vibration	10~500Hz, 5G 10min./1 cycle,period for 60min. each along X,Y,Z axes	
Safety& EMC	Safety standards	UL8750	
	Withstand voltage	I/P-O/P:3.75KVAC	
	Isolation resistance	I/P-O/P:100MΩ/500VDC/25°C/70%RH	
	EMC EMISSION	FCC Part 15 B	
others	Net. Weight	1.9Kg	
	Size	278*108*46mm (L*W*H)	
	packing	10PCS/CTN	

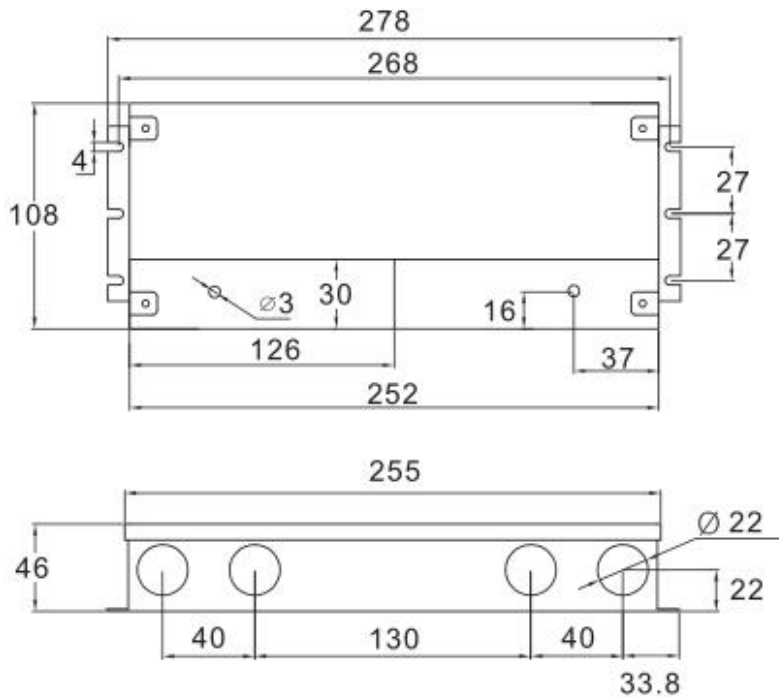
<b>Notes</b>	<p>1. All parameters if NOT specially mentioned are measured at 120VAC input , rated load and 25°C of ambient temperature.</p> <p>2. To extend the driver's using life ,please reduce the loading at lower input voltage.</p>
--------------	---

## Derating Curve



※To extend their life, please refer to the Derating Curve and derate according to the temperature.

## Mechanical Specification



Unit: mm

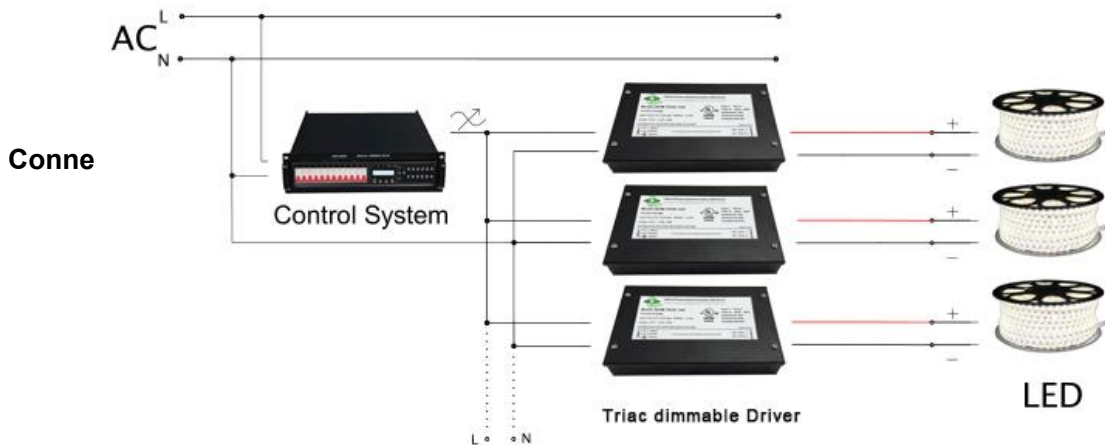
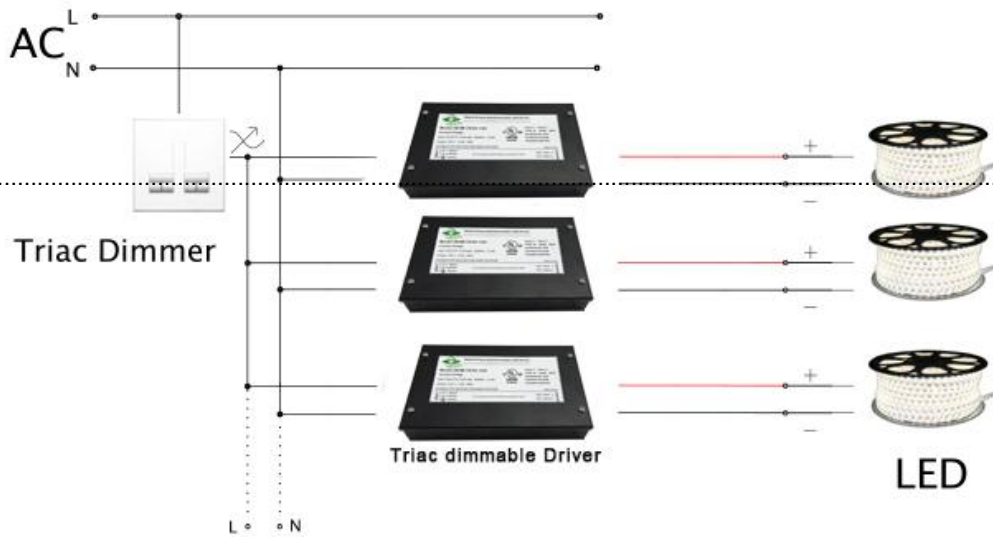
Tolerance: P 0.5-2mm

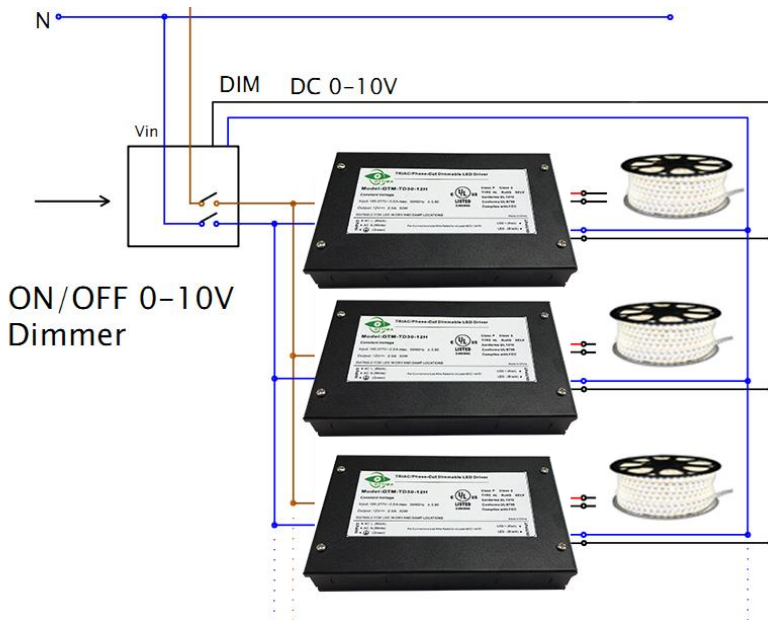
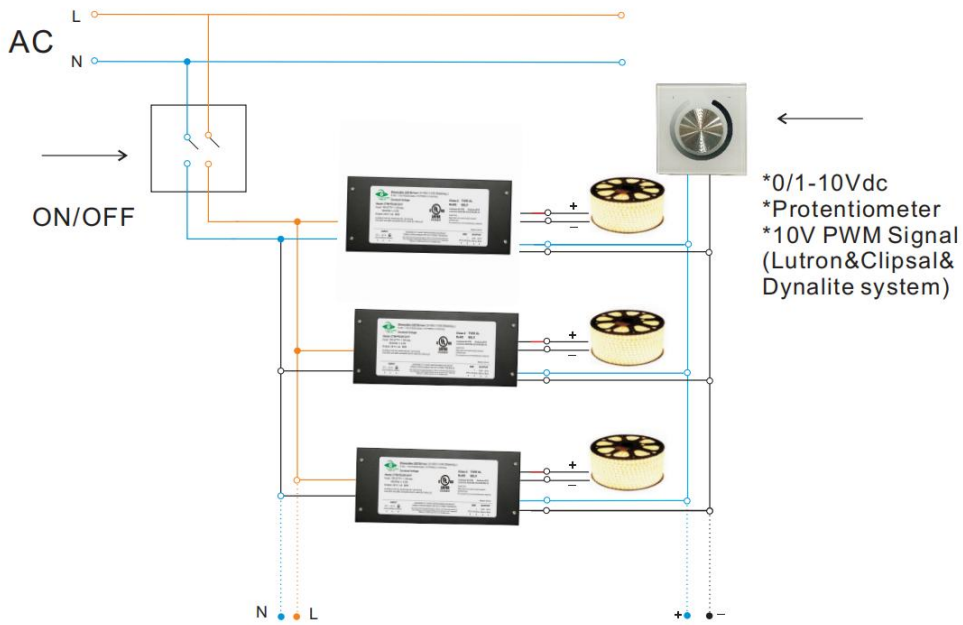
- ※ Input wire 18AWG Black and White to be connected to AC L and N ,Green wire go ground,
- ※ Output wire 14AWG Red to LED Positive side (+) , Black to LED Negative side (-).
- ※ Signal Rubber 18AWG, Blue is (DIM+) ,White is (DIM-)

## Dimming Operation

- ※The Pulse-Width Modulation (PWM) of output voltage can be adjusted through input terminal of the AC phase line(L) by connection a phase/triac dimmer.
- ※Usually matching with Forward phase , leading edge , Magnetic low voltage, triac dimmers, or Reverse phase, trailing edge ,Electric low voltage Dimmers.
- ※Please try to use dimmers with power at least 1.5 times as the output power of the driver.

■ Connecting Diagram1: (Application:Triac/Phase)





■ **Instruction:**

- 1)This driver should be installed by qualified and professional person;
- 2)Please make sure the driver is installed with adequate ventilation around it to allow for heat dissipation.
- 3)Ensure that wiring is correct before test in order to avoid light and power supply damage;
- 4)If driver Cannot work normally, don't maintain privately; Have any question, please contact us.