

AKRAM Phase cut /Triac/0/1-10V 5in1 dimmable driver-PWM output 30W

■Features

- Output constant voltage
- UL, cUL listed, Class 2, Class P, Type HL
- Universal AC input: 100-277VAC
- Power Factor: up to 0.99
- High efficiency : up to 79%
- Dimming range: 0-100%
- Load: 10-100%
- Protection:short circuit/over loading/ Over temperature
- PWM output, does not change the color index
- Full protection aluminum housing, for dry, damp, wet location
- Flicker-free
- Compatible with Forward phase, Reverse phase, Triac, MLV, ELV Dimmers,0/1-10VDimmers,Multifunction.
- Cooling by free air convection
- Suitable for LED lighting and moving sign applications



■Specification

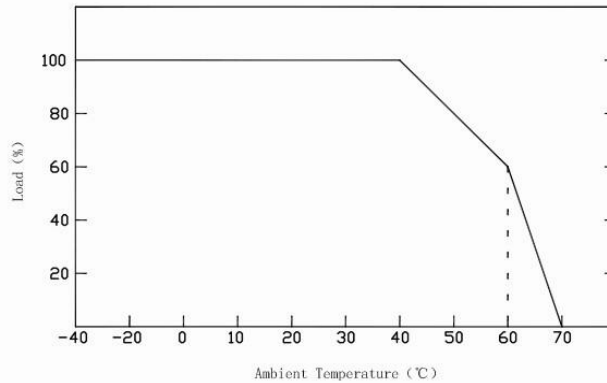
Model		SL-TR-DEM30W-12V	SL-TR-DEM30W-24V
Certificates		FCC UL cUL Class 2	FCC UL cUL Class 2
Output	DC Voltage	12V	24V
	Rated Current	2.5A	1.25A
	Rated Power	30W	
	Voltage Tolerance	±0.5V	
	Voltage Regulation	±0.5%	
	Load Regulation	±1%	
Input	Voltage Range	100-277VAC	
	Frequency Range	47-63HZ	
	Power Factor (Typ.) @ full load	0.99@120VAC 0.98@277VAC	0.99@120VAC 0.97@277VAC
	THD (Typ.) @ full load	<20%	
	Efficiency (Typ.) @ full load	79%	79%
	AC Current (Max.)	0.5A@100VAC	
	Inrush Current (Typ.)	7A, 50%, 420us	
	Leakage current	<0.50mA	
Protection	Short Circuit	shut down o/p voltage, re-power on to recover after fault condition is removed	
	Over Loading	≤120% shut down o/p voltage, re-power on to recover	
	Over temperature	100°C±10°C shut down o/p voltage, automatically recover after cooling.	
Environment	Working TEMP.	-40~+60°C (see below derating curve)	
	Working Humidity	20~90%RH, non-condensing	
	Storage TEMP. Humidity	-40~+80°C, 10~95%RH	
	TEMP .coefficient	±0.03%/°C (0~50°C)	
	Vibration	10~500Hz, 5G 10min./1 cycle,period for 60min. each along X,Y,Z axes	
Safety& EMC	Safety standards	UL8750+UL1310	
	Withstand voltage	I/P-O/P:3.75KVAC	
	Isolation resistance	I/P-O/P:100MΩ/500VDC/25°C/70%RH	
	EMC EMISSION	FCC Part 15 B	
others	Net. Weight	0.95Kg	
	Size	165*92*26mm (L*W*H)	
	packing	10PCS/CTN	

AKRAM Phase cut /Triac/0/1-10V 5in1 dimmable driver-PWM output 30W

Notes

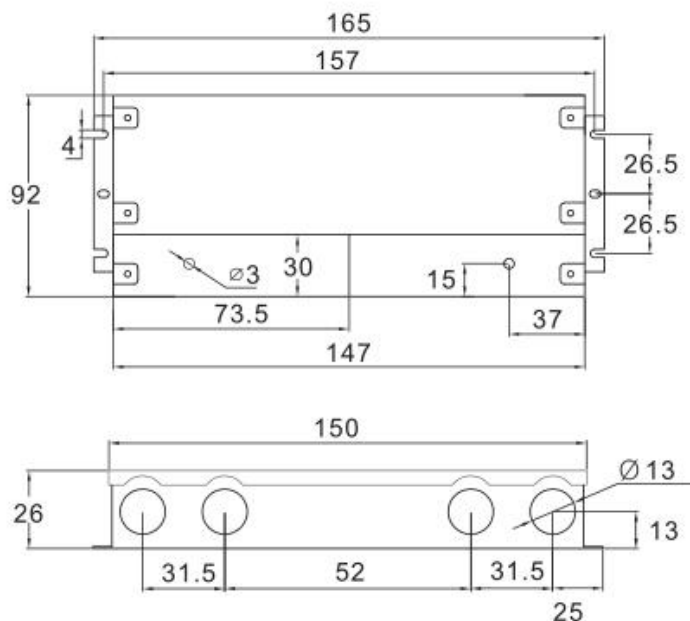
1. All parameters if NOT specially mentioned are measured at 120VAC input , rated load and 25°C of ambient temperature.
2. To extend the driver's using life ,please reduce the loading at lower input voltage.

Derating Curve



※To extend their life, please refer to the Derating Curve and derate according to the temperature.

Mechanical Specification



Unite: mm

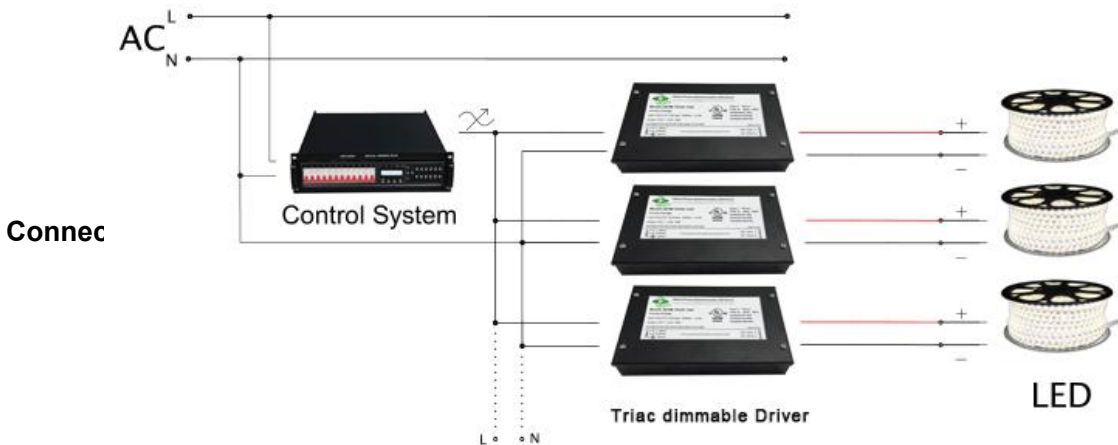
Tolerance:P 0.5-2mm

- ※ Input wire 18AWG Black and White to be connected to AC L and N ,Green wire go ground,
- ※ Output wire 18AWG Red to LED Positive side (+) , Black to LED Negative side (-).
- ※ Signal Rubber 18AWG, Blue is (DIM+) ,White is (DIM-)

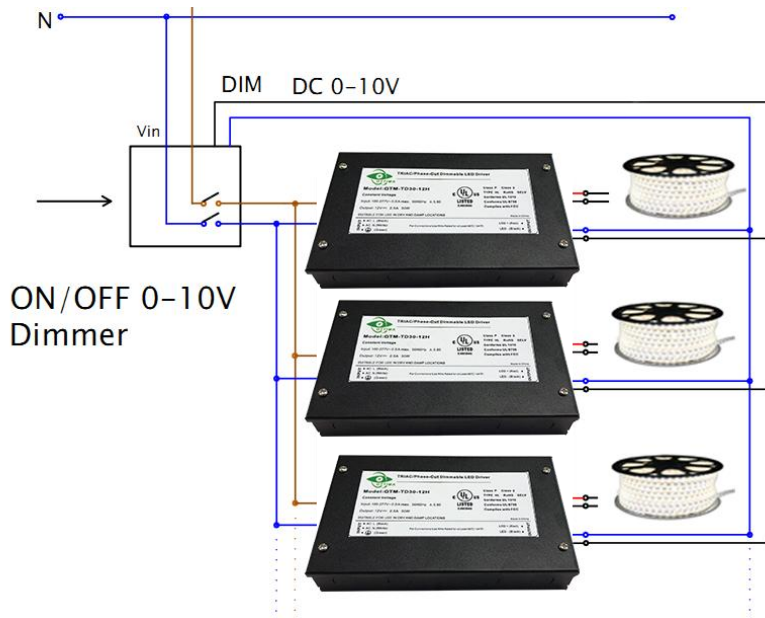
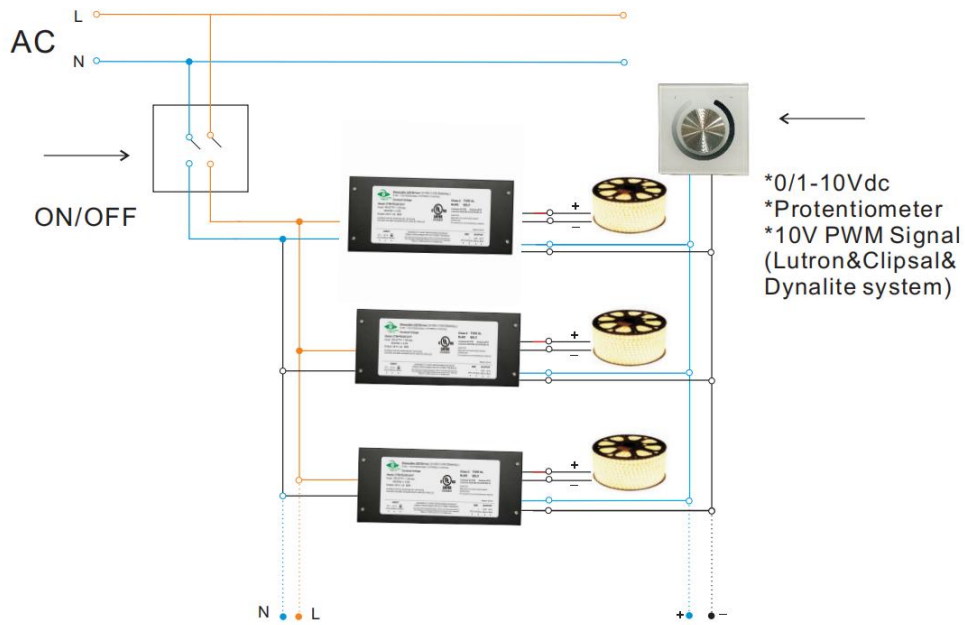
Dimming Operation

- ※The Pulse-Width Modulation (PWM) of output voltage can be adjusted through input terminal of the AC phase line(L) by connection a phase/triac dimmer.
- ※Usually matching with Forward phase , leading edge , Magnetic low voltage, triac dimmers, or Reverse phase, trailing edge ,Electric low voltage Dimmers.
- ※Please try to use dimmers with power at least 1.5 times as the output power of the driver.

■ Connecting Diagram1: (Application:Triac/Phase)



AKRAM Phase cut /Triac/0/1-10V 5in1 dimmable driver-PWM output 30W



■ Instruction:

- 1) This driver should be installed by qualified and professional person;
- 2) Please make sure the driver is installed with adequate ventilation around it to allow for heat dissipation.
- 3) Ensure that wiring is correct before test in order to avoid light and power supply damage;
- 4) If driver Cannot work normally, don't maintain privately; Have any question, please contact us.